


Total # of enrolments in
Traineeship Program

587/500



Current Trainees

316


55%



Trainee Completions

155

26%



Trainee Withdrawals

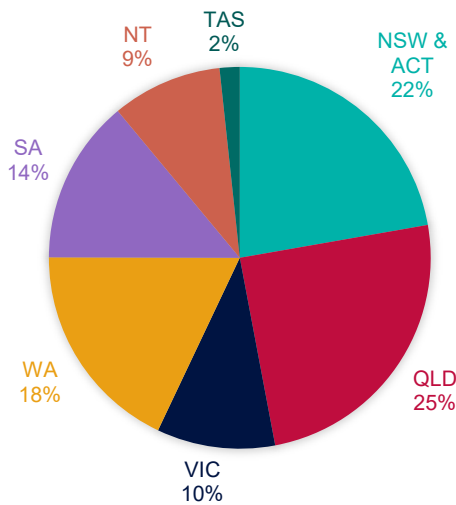
116

19%

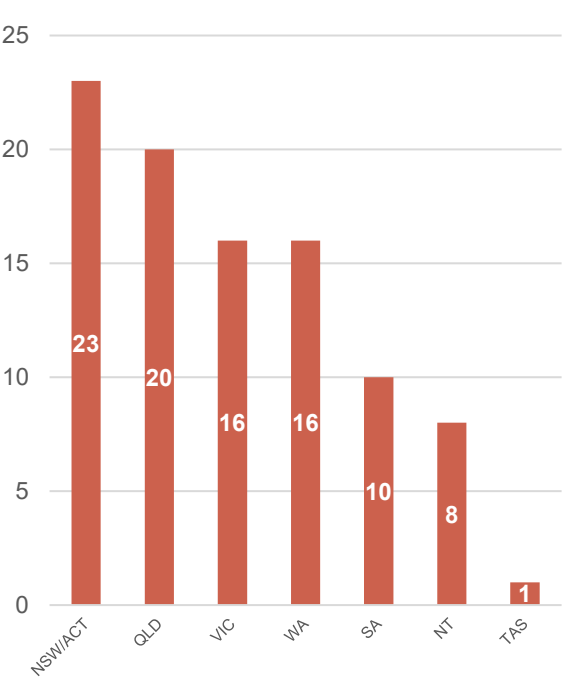
**Additional 43 applications for enrolments were received however the applicants did not meet the criteria for the program.*

***Current Trainees Total = Current + Recommended Trainees*

ENROLMENTS BY JURISDICTION

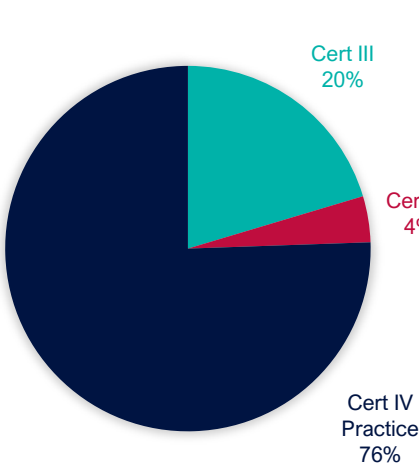


ACCHOs BY JURISDICTION



| As at 31 Oct 2025 | Cohort 1 | Cohort 2 | Cohort 3 | Cohort 4 | Cohort 5 | Cohort 6 | TOTAL |
|-----------------------|-----------|-----------|-----------|-----------|-----------|------------|------------|
| TOTAL # of Enrolments | 94 | 80 | 87 | 73 | 124 | 129 | 587 |
| Current Trainees | 0 0% | 12 15% | 17 20% | 55 75% | 98 79% | 122 95% | 304 52% |
| Recommended Trainees | 0 0% | 0 0% | 2 12% | 2 4% | 5 5% | 3 2% | 12 2% |
| Completions | 69 73% | 34 43% | 37 39% | 1 1% | 11 9% | 3 2% | 155 26% |
| Withdrawals | 25 27% | 34 43% | 31 36% | 15 21% | 10 8% | 1 1% | 116 20% |
| Deferred | 0 0% | 0 0% | 0 0% | 0 0% | 0 0% | 0 0% | 0 0% |

ENROLMENTS BY QUALIFICATION




rainee Average Age

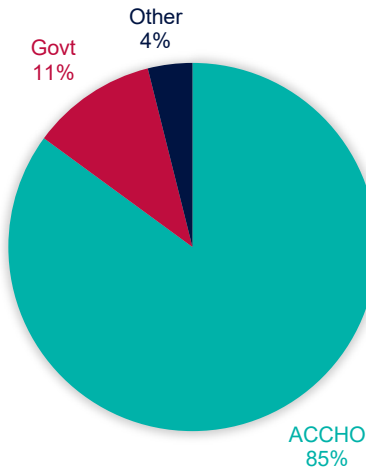
32



of ACCHRTOs

8

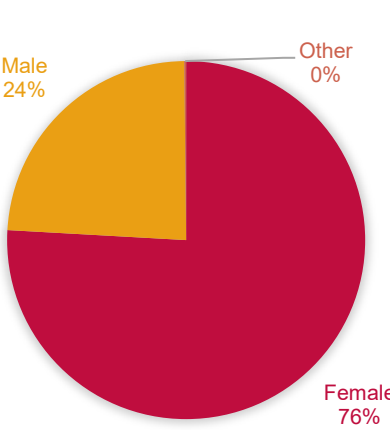
ENROLMENTS BY WORKPLACE




of ACCHOs

94

ENROLMENTS BY GENDER




Trainees enrolled at
Public/Private Provider RTO

181



ACCHO Student Support
Managers

7