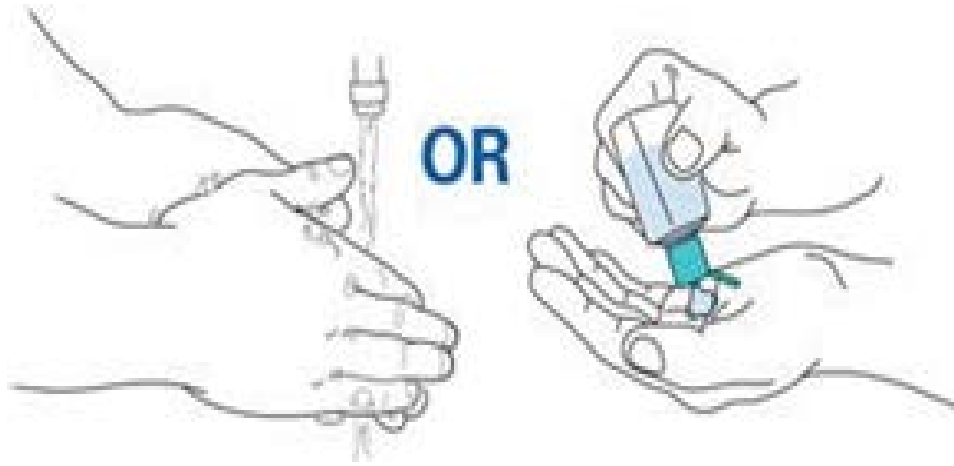


**PPE
DONNING
(WITH HEADWEAR)
STEP
SIGNAGE**

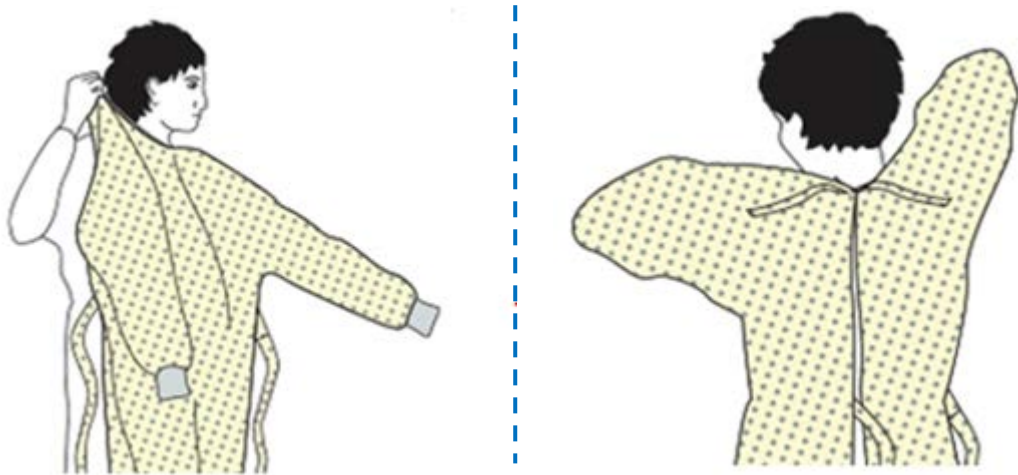
Step 1: Hand Hygiene



**Wash hands or use an
alcohol-based hand rub**

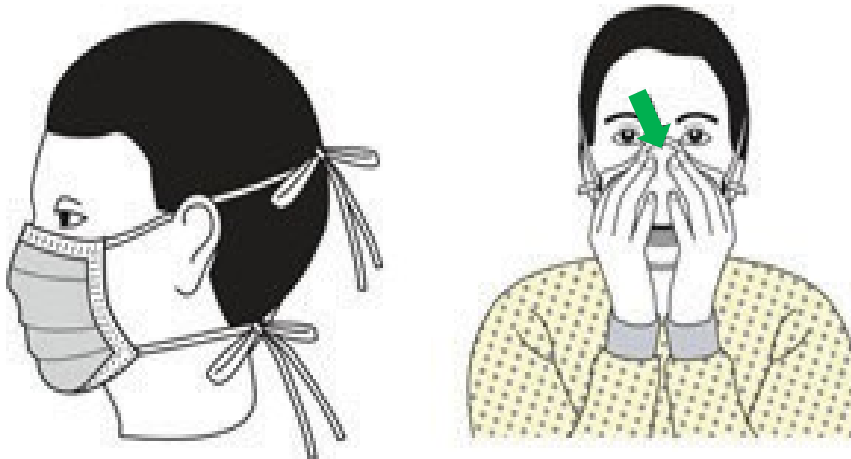
Cover all surfaces of hands,
rub hands until dry

Step 2: Gown ON



1. Fasten / tie at back of neck and waist

Step 3: Mask ON



1. Ensure coloured side faces **out**, stiff edge on top
2. Secure ties or ear loops
3. Mould the nose piece into the mask
4. Position mask over nose, mouth and chin
5. Adjust to fit over mouth and under chin.

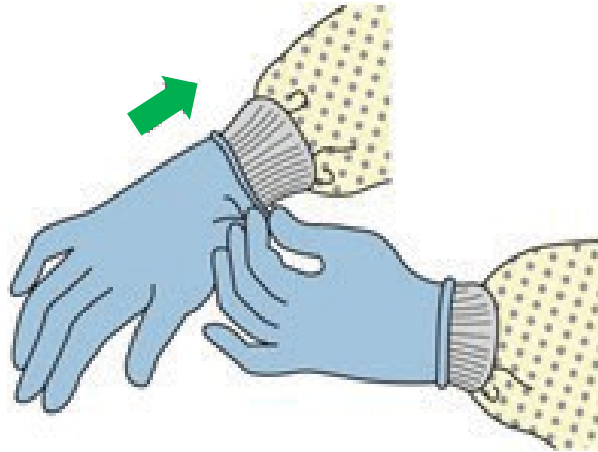
Step 4: Protective eyewear ON



1. Place over face / eyes
2. Over prescription glasses (*if worn*)

Step 5: Headwear / head covering ON

Step 5: Gloves ON



1. Fit gloves over the cuffs
2. Ensuring the gown cuffs are covered by the gloves
3. Avoid touching face and mask.